

ALL DIMENSIONS ARE IN MM UNLESS NOTED OTHERWISE. DIMENSIONS SHALL NOT BE SCALED. ONLY WRITTEN DIMENSIONS SHALL BE FOLLOWED.

DRAWING SHALL BE READ IN CONJUNCTION WITH SPECIFICATIONS, SCHEDULE OF ITEMS & CONDITIONS AND OTHER RELEVANT DRAWINGS. ANY DISCREPANCY FOUND BETWEEN STRUCTURAL & ARCHITECTURAL OR OTHER SERVICES DRAWINGS SHALL BE BROUGHT TO THE NOTICE OF THE ENGINEER-IN-CHARGE AND GOT RECONCILED BEFORE EXECUTION.

ALL WALL THICKNESS SHOWN IN DRAWING ARE EXCLUSIVE OF ANY FINISH.

ALL EXTERNAL & INTERNAL WALLS SHALL BE 200 THK. & 125 THK. RESPECTIVELY, UNLESS OTHERWISE MENTIONED.

40 THK FLOOR FINISH SHALL BE PROVIDED OVER 100 THK P.C.C. IN GROUND FLOOR & ALL R.C.C. FLOOR IN ABOVE.

ALL EXTERNAL & INTERNAL PLASTER SHALL BE 20 MM & 15 MM THK. RESPECTIVELY, AND CEILING PLASTER SHALL BE 10MM , UNLESS OTHERWISE MENTIONED.

40 THK DAMP PROOF COURSE SHALL BE PROVIDED IN GROUND FLOOR ONLY.


ROOF TREATMENT SHALL BE PROVIDED WITH APPROVED WATER PROOFING ADMIXTURES WITH A SLOPE OF 1 : 100 UNLESS OTHERWISE SPECIFIED.

REFERENCE DRAWINGS :

RELEVANT ALL ARCHITECTURAL &amp; OTHERS DRAWINGS.

CERTIFICATE OF THE OWNER / ARCHITECT:

THE BUILDING PLAN HAS BEEN DRAWN AS PER PROVISION OF LATEST WB MUNICIPAL BUILDING RULES THAT THE SITE CONDITION INCLUDING THE WIDTH OF THE ABUTTING ROADS CONFORM WITH THE PLAN & THE SITE IS BUILDABLE SITE & NOT TANK OR FILLED UP LAND. THE SITE PLAN IS CORRECT.

  
SHRIBABRATA LAI  
ARCHITECT  
COUNCIL OF ARCHITECTURE (REG. NO. CA/2007/40531)  
SIGNATURE OF ARCHITECT/L.B.S

THE STRUCTURAL DESIGN AND DRAWING OF BOTH FOUNDATION AND SUPERSTRUCTURE OF THE BUILDING HAS BEEN MADE BY ME. CONSIDERING ALL POSSIBLE LOADS INCLUDING THE SEISMIC LOAD AS PER THE NATIONAL BUILDING CODE & IS CODES OF INDIA AND CERTIFIED THAT IT IS SAFE AND STABLE IN ALL RESPECT.

UTPAL KUMAR BASU

UTPAL KUMAR BASU

BE (CIVIL), JU

CHARTERED ENGINEER (INDIA)  
THE INSTITUTION OF ENGINEERS INDIA (MEM. NO. M127398-6)

NKDA REGN. NO. : STER/NKDA/23/00026

SIGNATURE OF STRUCTURAL ENGINEER

SIGNATURE OF GEO-TECHNICAL ENGINEER


SIGNATURE & NAME OF THE OWNER/s WITH ADDRESS :

Bengal DCL Housing Development Company Ltd.

Indranil Majumder.  
Managing Director

SIGNATURE OF VETTING AUTHORITY:

Acknowledgement No. HQ 9F5 J 38

  
30.7.2025  
Assistant Engineer  
Hooghly Zilla Parishad


  
District Engineer  
Dagobhly Zilla Parishad

SPACE FOR OFFICE USE

## GATE HOUSE BUILDING

### FLOOR PLANS, ELEVATION & SECTION

PROJECT **SAANVI HOUSING COMPLEX AT RAMNAGAR MOUZA, J.L. NO. 84 & ROSTAMPUR MOUZA, J.L. NO. 87, GHANASHYMPUR, UNDER BARUIPARA PALTAGARH GRAM PANCHYAT, SINGUR, HOOGHLY**



**BENGAL DCL HOUSING DEVELOPMENT  
COMPANY LIMITED**  
BLOCK DG-4, 3RD FLOOR, SECTOR-II, SALT LAKE CITY, KOLKATA-700 091

DRAWN : SRC		REVIEWED : DB	SCALE 1:100
APPROVED : DB		DATE 25-02-25	
DWG. NO. 15701-DWG-A-GH-M001			REV. 0

DOOR-WINDOW SCHEDULE				
MKD	DESCRIPTION	MASSORY OPEN		REMARKS
		WIDTH	HEIGHT	
<b>SCHEDULE OF DOORS</b>				
D1	M.S. ORIL GATE	1100	1200	
D2	WOODEN PANEL DOOR	1000	2100	SINGLE LEAF
D3	PVC DOOR (INCLUDING FRAME)	750	2100	
D4	WOODEN PANEL DOOR	750	2100	SINGLE LEAF
<b>SCHEDULE OF WINDOW</b>				
W1	FIXED, ALUMINIUM GLAZED	2500	2400	
W2	SLIDING,ALUMINIUM GLAZED	2000	1200	
W3	FIXED LOUVRE, GLAZED, ALUMINIUM	500	400	
W4	PARTIALLY FIXED & PARTIALLY OPENABLE ALUMINIUM GLAZED	600	900	LOWER PART (300MM HT) FIXED & REST PART (600MM HT) OPENABLE